




INTERPUMP GROUP

I GB F	ISTRUZIONI D'USO INSTRUCTIONS FOR USE MODE D'EMPLOI	D E P	BEDIENUNGSANLEITUNG INSTRUCCIONES DE USO INSTRUÇÕES DE USO
--------------	--	-------------	---

Questo manuale deve essere letto e compreso in accordo al libretto generico "Istruzioni d'uso e manutenzione".
 This manual must be read and followed in accordance with the generic "Instructions for Use and Maintenance" booklet.
 Ce manuel doit être lu et compris en accord avec la notice générale " Mode d'emploi et d'entretien ".
 Dieses Handbuch ist in Verbindung mit dem allgemeinen Handbuch "Gebrauchs- und Wartungsanleitung" zu lesen und zu verstehen.
 Este manual debe leerse y comprenderse de acuerdo con el manual general "Instrucciones de uso y mantenimiento"
 Este manual deve ser lido e interpretado de acordo com o livro genérico "Instruções de uso e manutenção"

66
VHT

S
E
R
I
E
S

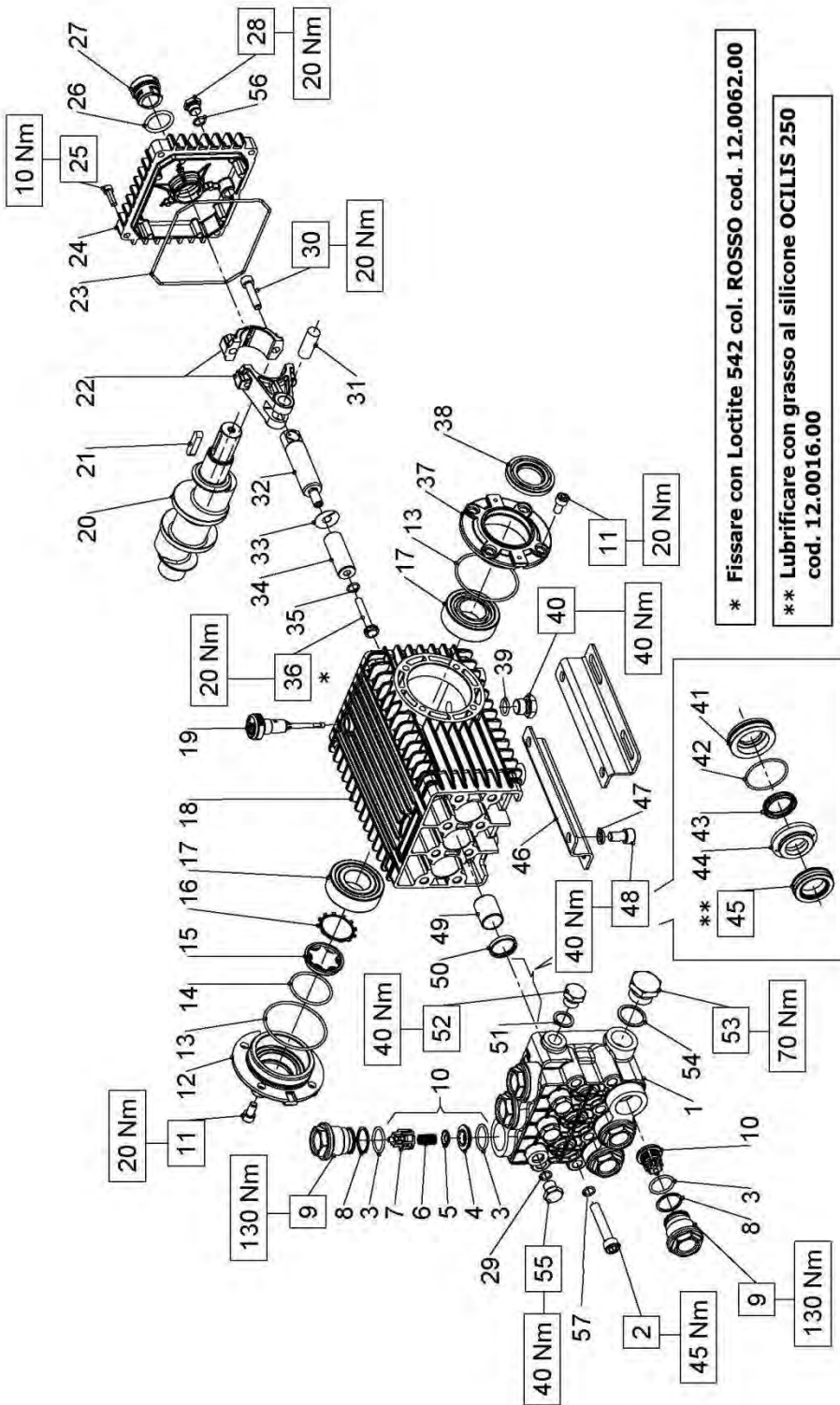


Type Type Tipo Tipo	Flow rate Débit Förderstrom Caudal Portata		Pressure Pressione Druck Presion Pressione			rpm t/m upm r/m g/m	Power Puissance Leistung Potencia Potenza		Weight Poids Gewicht Peso Massa		
	L/min	gpm	bar	MPa	Psi		Hp	Kw	Kg	Ibs	
VHT6628 *	28 19 15	7.40 5.00 3.96	250 250 250	25 25 25	3600 3600 3600	1750 1200 950	18.20 12.33 10.00	13.38 9.07 7.35	18.5	40.7	1.0
VHT6635	35 29	9.25 7.66	250 250	25 25	3600 3600	1750 1450	22.7 18.8	16.70 13.80	18.5	40.7	1.0
VHT6639	39 32	10.30 8.45	200 200	20 20	2900 2900	1750 1450	20.00 16.60	14.70 12.20	18.5	40.7	1.0
VHT6646	46 38	12.15 10.04	170 200	17 20	2465 2900	1750 1450	20.00 19.74	14.70 14.51	18.5	40.7	1.0

(*) - DISPONIBILE ANCHE CON DOPPIA PRESA DI FORZA
 (*) - AVAILABLE ALSO WITH DOUBLE POWER TAKE OFF
 (*) - DISPONIBLE MÊME AVEC DOUBLE PRISE DE FORCE
 (*) - VORHANDEN AUCH MIT DEM DOPPELTEN GENOMMEN VON DER KRAFT
 (*) - DISPONIBLE TAMBIÉN CON EL DOBLE TOMADO DE FUERZA
 (*) - DISPONÍVEL TAMBÉM COM O DOBRO FEITO EXAME DA FORÇA



SERIE 66



* Fissare con Loctite 542 col. ROSSO cod. 12.0062.00

** Lubrificare con grasso al silicone OCILIS 250 cod. 12.0016.00

DIS. COD. 66.9502.00

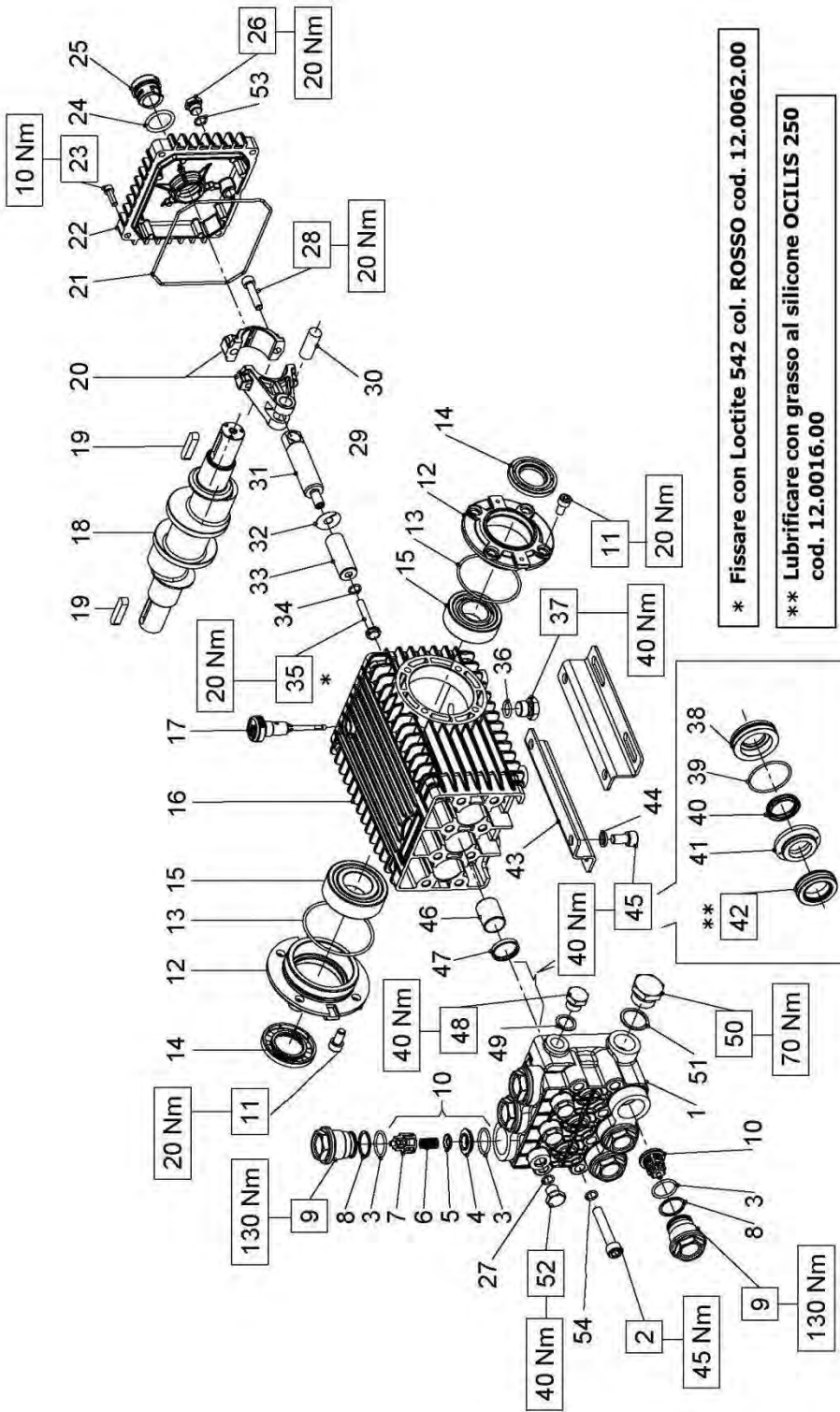
VHT6628 - VHT6639 VHT6646 - VHT6635	
PISTONE - PISTON D. 20	PISTONE - PISTON D. 22
VHT6628 - VHT6635	VHT6639
PISTONE - PISTON D. 24	
VHT6646	

KIT RICAMBI - SPARE KITS										
KIT Nr.	KIT 2	KIT 3	KIT 375	KIT 206	KIT 376	KIT 208	KIT 377	KIT 210	KIT 378	KIT 378
Posizioni Include Positions Included	50	38	3 - 4 5 - 6 7 (10)	43 - 45	41 - 42 43 - 44 45	43 - 45	41 - 42 43 - 44 45	43 - 45	41 - 42 43 - 44 45	41 - 42 43 - 44 45
Nr. Pcs.	3	2	6	3	1	3	1	3	1	1

PISTONE - PISTON D. 20	PISTONE - PISTON D. 22
VHT6628 - VHT6635	VHT6639
PISTONE - PISTON D. 24	
VHT6646	

POS	COD.	DESCRIZIONE - DESCRIPTION - KIT	NR
21	91.4892.00	Linguetta 9.0x7.0x35.0	1
22	66.0300.01	Biella completa	3
23	90.3922.00	OR D. 133.02x2.62 NBR 70SH 3525	1
24	66.1600.22	Coperchio posteriore	1
25	99.1884.00	Vite M6x20 UNI 5931	4
26	90.4051.00	OR D. 26.58x3.53 NBR 70SH 4106	1
27	63.2100.51	Spia livello olio	1
28	98.2042.50	Tappo G 1/4"x9 TE17 - Zinc.	1
29	90.3585.50	OR D. 10.82x1.78 HNBR 70SH 2043	3
30	99.3099.00	Vite serraggio biella	6
31	97.7405.00	Spinotto D. 14x39	3
32	66.0500.66	Guida Pistone	3
33	96.7101.00	Rosetta D. 10.0x28.0x0.5	3
34	66.0400.09	Pistone D. 20x54	
	66.0401.09	Pistone D. 22x54	
	66.0404.09	Pistone D. 24x54	
35	90.3584.50	OR D. 10.82x1.78 HNBR 90 SH 2043	3
36	66.2195.66	Vite fissaggio pistone	3
37	47.1510.22	Coperchio cuscinetto lato PTO	1
38	90.1648.00	Anello rad. D. 30.0x55.0x7.0	3
39	90.3833.00	OR D. 13.95x2.62 NBR 70SH 3056	1
40	98.2100.50	Tappo G 3/8"x13 TE22 - Zinc.	1
41	66.0812.70	Anello di fondo D. 20	376
	66.0813.70	Anello di fondo D. 22	377
	66.0814.70	Anello di fondo D. 24	378
42	90.3616.50	OR D. 34.65x1.78 HNBR 70SH 2137 376 377 378	3
43	90.2250.00	Anello tenuta D. 20x26.15 LP	206 376
	90.2300.00	Anello tenuta D. 22x28.15 LP	208 377
	90.2350.00	Anello tenuta D. 24x30.15 LP	210 378

POS	COD.	DESCRIZIONE - DESCRIPTION - KIT	NR
1	66.1206.41	Testata pompa D. 20	1
	66.1207.41	Testata pompa D. 22	
	66.1208.41	Testata pompa D. 24	
2	99.3801.00	Vite M10x90 UNI 5931	8
3	90.3857.50	OR D. 23.81x2.62 HNBR 70 SH 132 375	12
4	36.2033.66	Sede valvola	375
5	36.2034.76	Valvola sferica	375
6	94.7388.00	Molla Dm. 10.0x18.5	375
7	36.2035.51	Guida valvola	375
8	90.5165.00	Anello antiest. D. 24.7x29.0x1.5	6
9	66.1303.41	Tappo M32x1.5x29.5	6
10	36.7263.01	Gr. valvola aspirazione / mandata	375
11	99.3039.00	Vite M8x16 UNI 5931	8
12	47.1512.22	Coperchio cuscinetto lato spia	1
13	90.3913.00	OR D. 67.95x2.62 NBR 70SH 3268	2
14	90.3877.00	OR D. 39.34x2.62 NBR 70SH 3156	1
15	70.2118.01	Spia livello olio	1
16	90.0756.00	Anello d'arresto ZJ45	1
17	91.8380.00	Cuscinetto a rulli	2
18	66.0100.22	Carter pompa	1
19	98.2106.00	Tappo con asta G 3/8"x64	1
20	66.0200.35	Albero ecc. C.19 - VHT6628	
	66.0204.35	Albero ecc. C.21 - VHT6639 VHT6646 VHT6635	



VHT6628

KIT NR.	KIT 2	KIT 3	KIT 375	KIT 206	KIT 376
Posizioni incluse Positions included	47	14	3 - 4 5 - 6 7 (10)	40 - 42	38 - 39 40 - 41 42
Nr. Pcs.	3	2	6	3	1

POS	COD.	DESCRIZIONE - DESCRIPTION - KIT	NR
28	99.3099.00	Vite M8x35 UNI 5931	6
30	97.7405.00	Spinotto D. 14x39	3
31	66.0500.66	Guida pistone	3
32	96.7101.00	Rosetta D. 10.0x28.0x0.5	3
33	66.0400.09	Pistone D. 20x54	3
34	90.3584.50	OR D. 10.82x1.78 HNBR 90 SH 2043	3
35	66.2195.66	Vite fissaggio pistone	3
36	90.3833.00	OR D. 13.95x2.62 NBR 705H 3056	4
37	98.2100.50	Tappo G 3/8"x13 TE22 - Zinc.	1
38	66.0812.70	Anello di fondo D. 20	376
39	90.3616.00	OR D. 34.65x1.78 HNBR 705H 2137	376
40	90.2250.00	Anello tenuta D. 20x26.15 LP	206 376
41	66.2160.70	Anello intermedio D. 20	376
42	90.2260.00	Anello tenuta D. 20x30x10 HP	206 376
43	47.2000.74	Piede pompa	2
44	96.7106.00	Rosetta D. 10.2x16.0x2.5	4
45	99.3644.00	Vite M10x18 UNI 5931	4
46	90.9126.00	Boccola D. 22x25x30	3
47	90.1625.00	Anello rad. D. 22.0x32.0x5.5	2 3
48	98.2099.00	Tappo G 3/8"x13	1
49	96.7380.00	Rosetta D. 17.5x23.0x1.5	1
50	98.2269.00	Tappo G 3/4"x16	1
51	96.7700.00	Rosetta D. 26.5x32.0x1.5	1
52	98.2047.00	Tappo G 1/4"x13	3
53	90.3585.00	OR D. 10.82x1.78 NBR 705H 2043	1
54	96.7104.00	Rosetta D. 10.5x16.0x1.0	8

POS	COD.	DESCRIZIONE - DESCRIPTION - KIT	NR
1	66.1206.41	Testata D. 20	1
2	99.3801.00	Vite M10x90 UNI 5931	8
3	90.3857.50	OR D. 23.81x2.62 HNBR 705H 132	375
4	36.2033.66	Sede valvola	375 6
5	36.2034.76	Valvola sferica	375 6
6	94.7388.00	Molla Dm. 10.0x18.5	375 6
7	36.2035.51	Guida valvola	375 6
8	90.5165.00	Anello antiest. D. 24.7x29.0x1.5	6
9	66.1303.41	Tappo M32x1.5x29.5	6
10	36.7263.01	Gr. valvola aspirazione / mandata 375	6
11	99.3039.00	Vite M8x16 UNI 5931	8
12	47.1510.22	Coperchio cuscinetto lato PTO	2
13	90.3913.00	OR D. 67.95x2.62 NBR 705H 3268	2
14	90.1648.00	Anello rad. D. 30.0x55.0x7.0	3 2
15	91.8380.00	Cuscinetto a rulli	2
16	66.0100.22	Carter pompa	1
17	98.2106.00	Tappo con asta G 3/8"x64	1
18	66.0210.35	Albero ecc. C.19 D.PTO	1
19	91.4892.00	Linguetta 9.0x7.0x35.0	2
20	66.0300.01	Biella completa	3
21	90.3922.00	OR D. 133.0x2.62 NBR 705H 3525	1
22	66.1600.22	Coperchio posteriore	1
23	99.1884.00	Vite M6x20 UNI 5931	4
24	90.4051.00	OR D. 26.58x3.53 NBR 705H 4106	1
25	63.2100.51	Spia livello olio	1
26	98.2042.50	Tappo G 1/4"x9 TE17 - Zinc.	1
27	90.3585.50	OR D. 10.82x1.78 HNBR 705H 2043	3

